

# Typ 610 Axial-Einstecken Innen

*type 610 face grooving internal*

ab Nutaußen Ø 6.0 mm  
Nuttiefe bis 3.5 mm  
Nutbreite bis 3.0 mm

*from outer groove Ø 6.0 mm  
depth of groove up to 3.5 mm  
width of groove up to 3.0 mm*

## ULTRAMINI

**Bohrungsbearbeitung**

*grooving, boring and profiling*

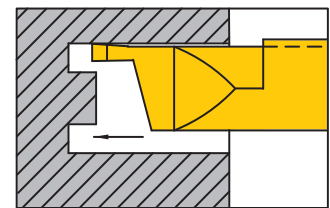
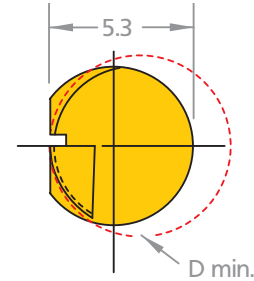
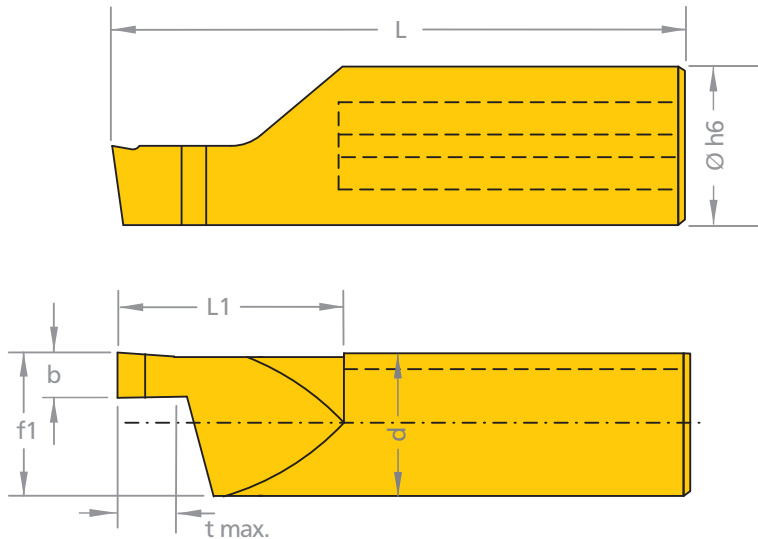



Abbildung: linksschneidend

*lefthand version shown*

Ausführung rechts (R) oder links (L) angeben  
Abmessungen in mm

*state right (R) or left (L) version  
dimensions in mm*



**Bestellnummer**  
*part number*

**b** **f1** **L1** **L** **d** **t max.** **D min.** **Ø h6**

**passender Klemmhalter Typ (S. 13)**  
*suitable toolholder type (p. 13)*

R/L 610.1008-10	1.0	5.2	11	26	4.9	1.5	6.0	6.0
R/L 610.1508-10	1.5	5.2	11	26	4.9	2.5	6.0	6.0
R/L 610.2008-10	2.0	5.2	11	26	4.9	3.0	6.0	6.0
R/L 610.2508-10	2.5	5.2	11	26	4.9	3.5	6.0	6.0
R/L 610.3008-10	3.0	5.2	11	26	4.9	3.5	6.0	6.0
R/L 610.1008-20	1.0	5.2	20	35	4.9	1.5	6.0	6.0
R/L 610.1508-20	1.5	5.2	20	35	4.9	2.5	6.0	6.0
R/L 610.2008-20	2.0	5.2	20	35	4.9	3.0	6.0	6.0
R/L 610.2508-20	2.5	5.2	20	35	4.9	3.5	6.0	6.0
R/L 610.3008-20	3.0	5.2	20	35	4.9	3.5	6.0	6.0
R/L 610.1008-30	1.0	5.2	30	45	4.9	1.5	6.0	6.0
R/L 610.1508-30	1.5	5.2	30	45	4.9	2.5	6.0	6.0
R/L 610.2008-30	2.0	5.2	30	45	4.9	3.0	6.0	6.0
R/L 610.2508-30	2.5	5.2	30	45	4.9	3.5	6.0	6.0
R/L 610.3008-30	3.0	5.2	30	45	4.9	3.5	6.0	6.0

676

HM Sorten siehe S. 64  
«Sortenübersicht» und Preisliste

*carbide grades p. 64 see «grades  
summary» and according price list*

Bestellbeispiel: für rechte Ausführung  
und Sorte CN45F: R610.1008-10/CN45F

*order-example: righthand version  
and grade CN45F: R610.1008-10/CN45F*